

# 2008 Teen Pregnancy Rate & Recent Trends

June 22, 2010

# General Information

- All data are for females aged 10-19 years
- Age groups are:
  - <15 years
  - 15-17 years
  - 18-19 years
- Data include raw numbers, percentages and rates
- Rates are per 1,000 females

The Virginia Center for Health Statistics defines total pregnancies as the sum of live births, induced terminations, and natural fetal deaths.

Total Pregnancies=

Live Births + Induced Terminations + Natural Fetal Deaths

# Teen Pregnancies: Alexandria 2008

- 224 teen pregnancies:
  - 100 (44.6%) resulted in live births
  - 111 (49.6%) resulted in induced terminations
  - 13 (5.8%) resulted in natural fetal deaths

Total Teen Pregnancies (224) =

Live Births (100) + Abortions (111) + Fetal Deaths (13)

# Neighboring Jurisdictions, Teen Pregnancy Rates 2004-2008\*

Teen Pregnancy, by jurisdiction	2008 Female Population 10-19	2004	2005	2006	2007	2008	% Change in Rate 07 to 08
Virginia	503,210	26.5	26.5	27.3	27.2	26.3	-3.3
Planning Dist. 8	129,565	17.3	17.2	18.1	17.6	16.6	-5.7
Arlington Co.	8,243	24.6	18.5	18.1	14.5	15.6	7.6
Fairfax Co.	65,897	12.3	12.2	12.9	12.4	11.9	-4.0
Loudoun Co.	19,322	11.6	10.3	11.5	11.6	9.7	-16.4
Prince William Co.	25,773	22.1	22.3	24.2	24.9	23.6	-5.2
<b>Alexandria City</b>	<b>5,183</b>	<b>43.6</b>	<b>58.6</b>	<b>48.1</b>	<b>43.5</b>	<b>43.2</b>	<b>-0.7</b>
Fairfax City	1,216	24.1	26.2	30.1	38.8	28.8	-25.8
Falls Church City	589	68.5	52.6	56.6	55.1	44.1	-20
Manassas City	2,502	54.1	47.5	63.5	58.1	53.6	-7.7
Manassas Park City	840	29.8	33.0	47	31.3	23.8	-24

\* Pregnancy rate per 1,000 resident females age 10-19 years.

# Comparative Teen Pregnancy Rates\*: Virginia Cities in 2008

	2004	2005	2006	2007	2008	% Change 07 to 08
<i>Alexandria City</i>	43.6	58.6	48.1	43.5	43.2	-0.7
Hampton City	35.8	39.4	37.1	38.6	35.2	-8.8
Richmond City	75.9	71.8	68.8	67.4	68.2	1.2
Norfolk City	52.5	54.7	48.5	48.4	46.3	-4.3

\* Pregnancy rate per 1,000 resident females age 10-19 years.

**2008 Alexandria  
Teen Pregnancy by Age  
and Race**

# Numbers & Rates of Teen Pregnancies by Age Group: Alexandria 2008

	Total Pregnancies	Rate (per 1,000 females)
Ages 15-17	59	40.3
Ages 18-19	163	182.7

\* Pregnancy rate per 1,000 resident females age 10-19 years.

# Numbers & Rates of Teen Pregnancies by Race of Mother: Alexandria 2008

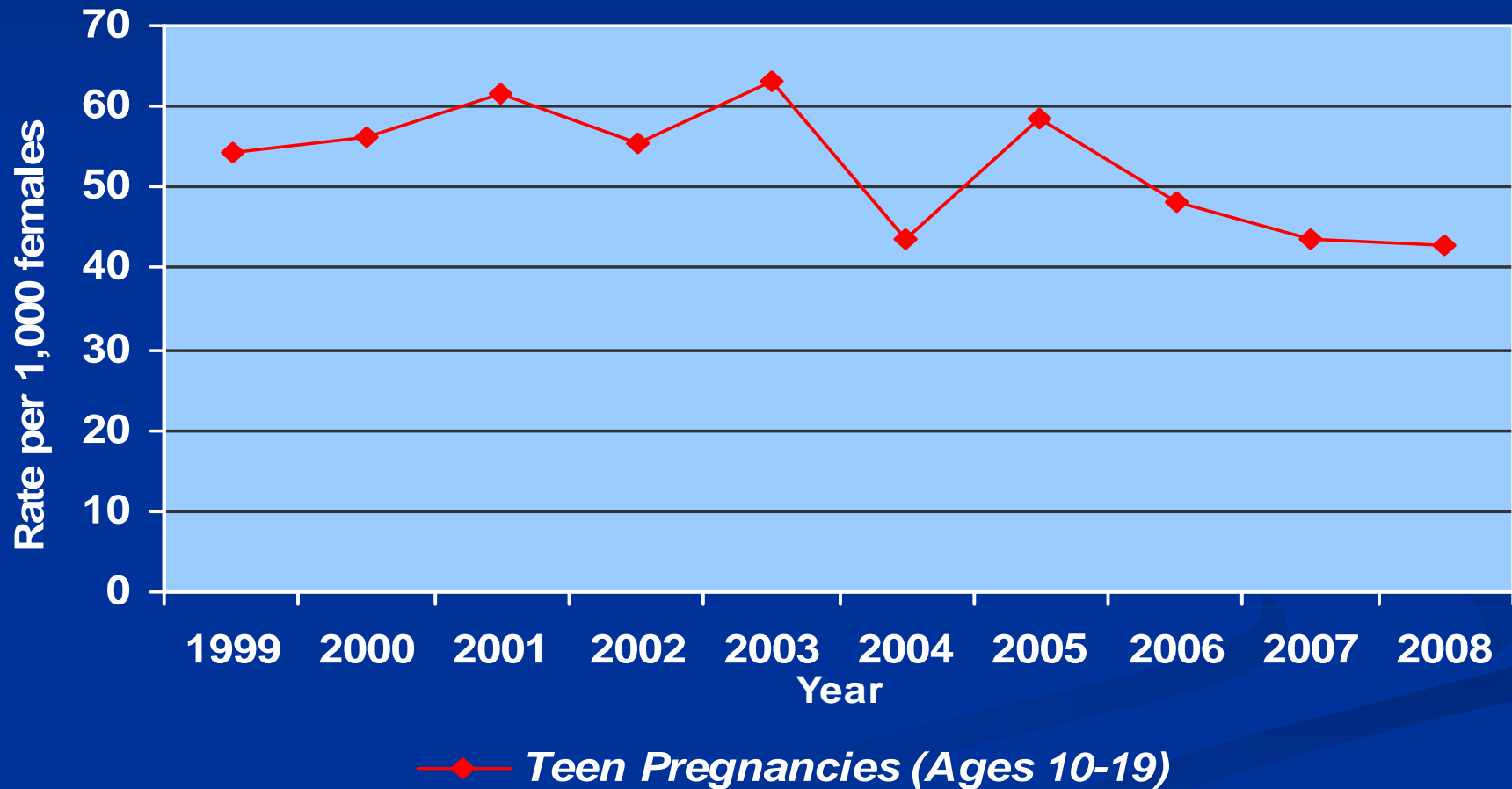
	Total Teen Pregnancies	Rate
White	107	32.4
Black	92	62.0
Other	25	63.8
<b>Total</b>	<b>224</b>	<b>43.2</b>
<i>Hispanic</i>	<i>75</i>	<i>68.3</i>

- Race is determined by self identification. Persons of Hispanic origin can be of any race.

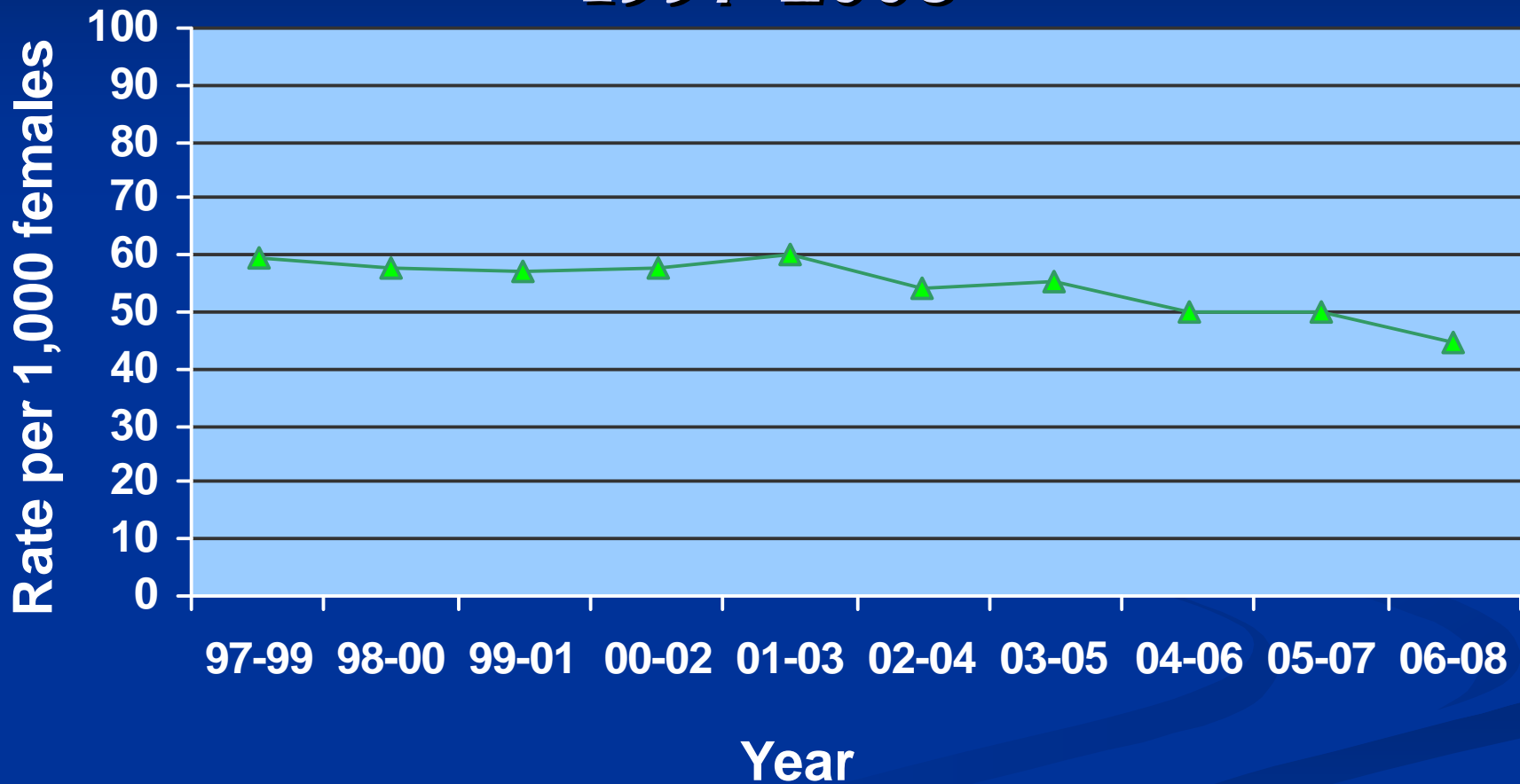
\* Pregnancy rate per 1,000 resident females age 10-19 years.

# Trend in Teen Pregnancy Rate in Alexandria

# Ten Year Teen Pregnancy Trend Alexandria 1999-2008

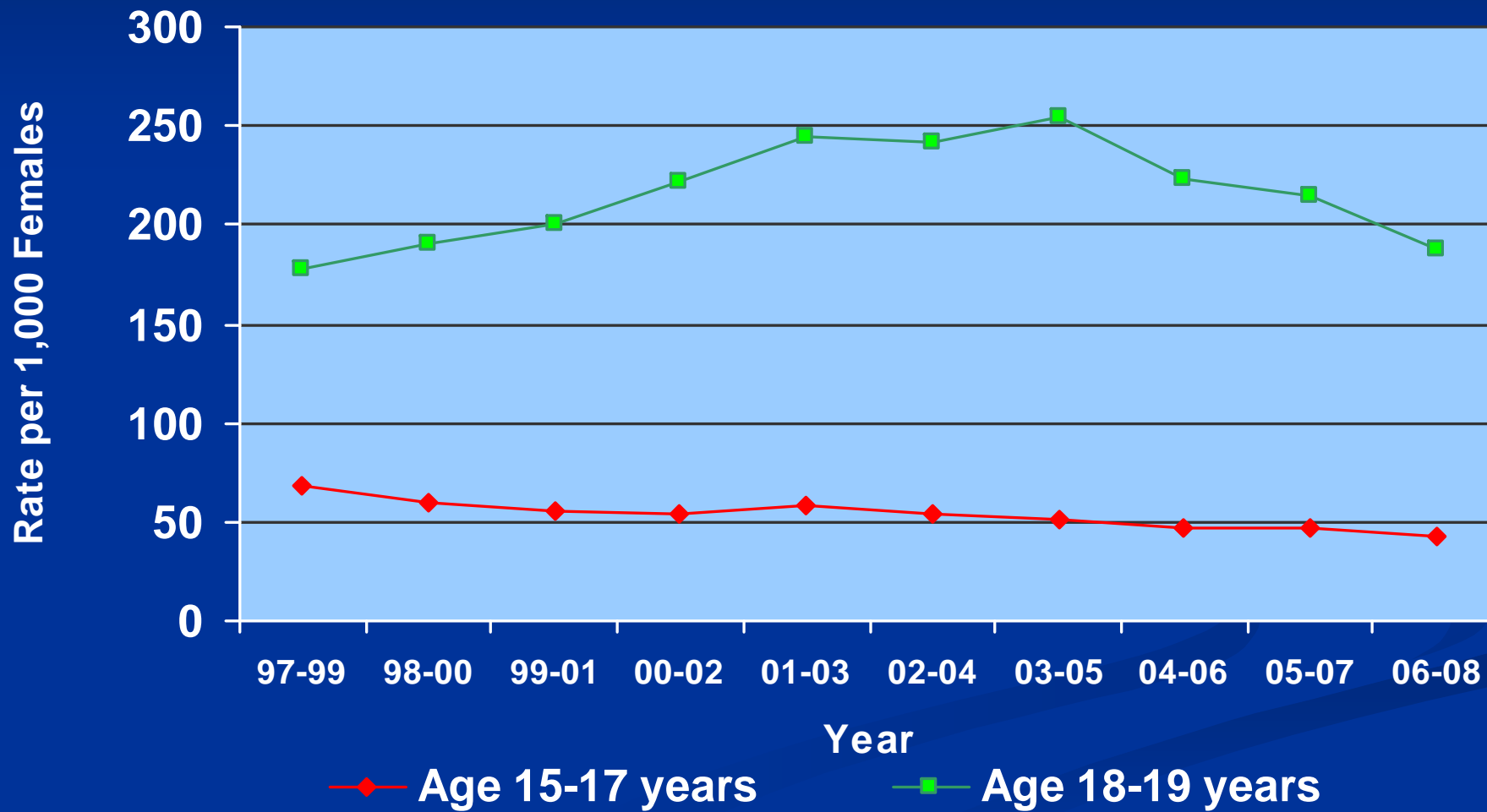


# 3 Year Rolling Average Teen Pregnancy Rates: Alexandria 1997-2008

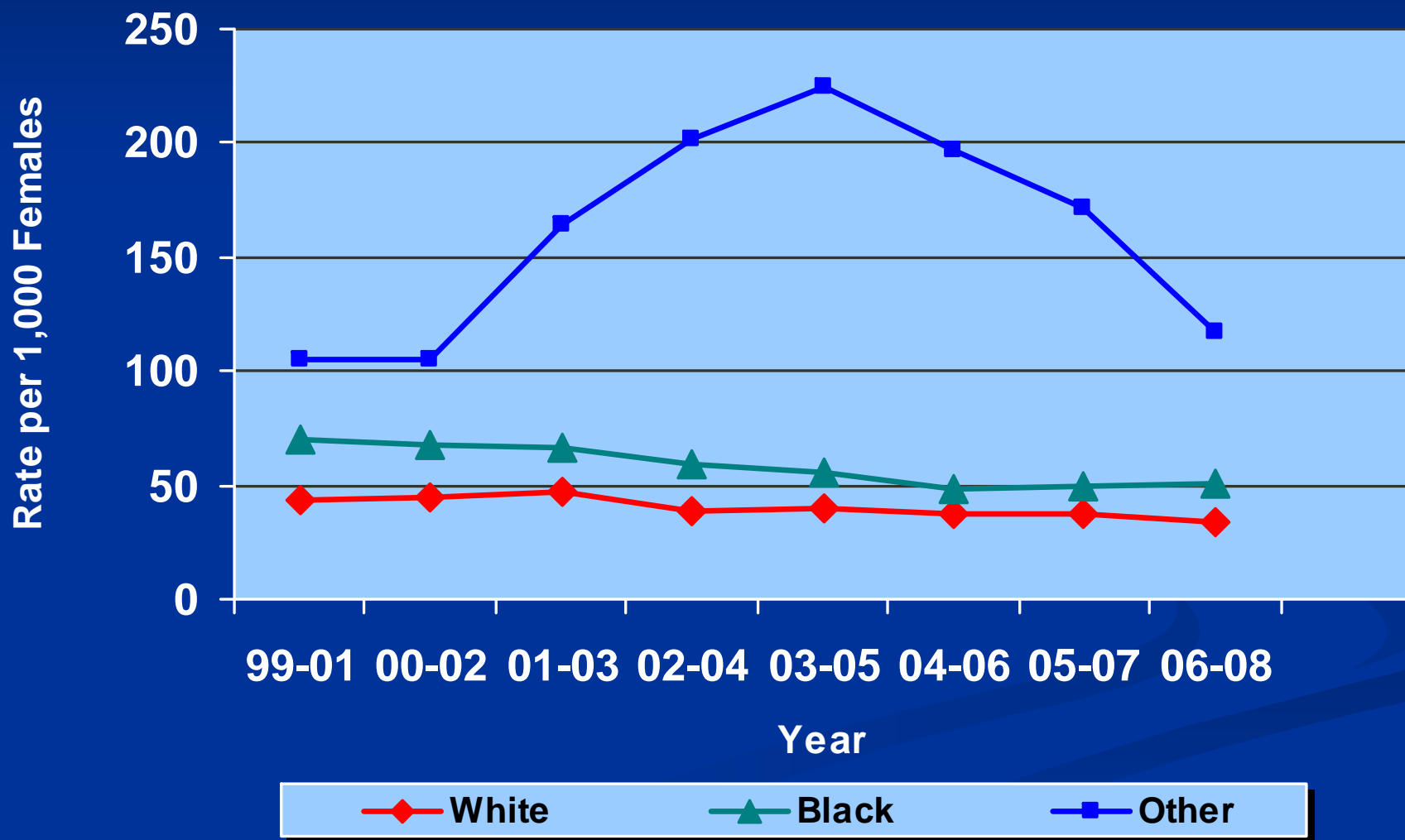


—▲— *Teen Pregnancies (Ages 10-19)*

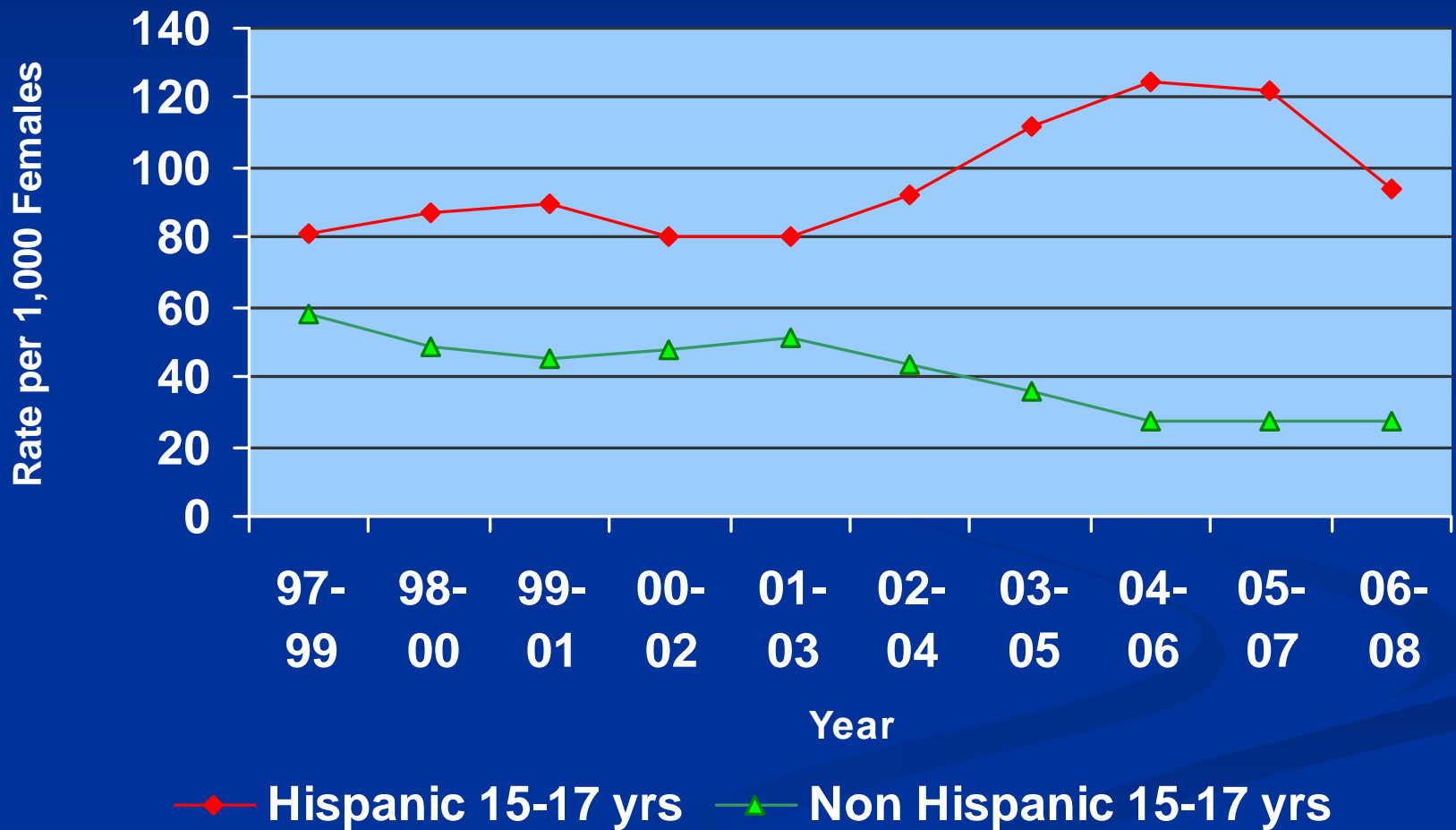
# 3 Year Rolling Average Teen Pregnancy by Age Group: Alexandria 1997-2008



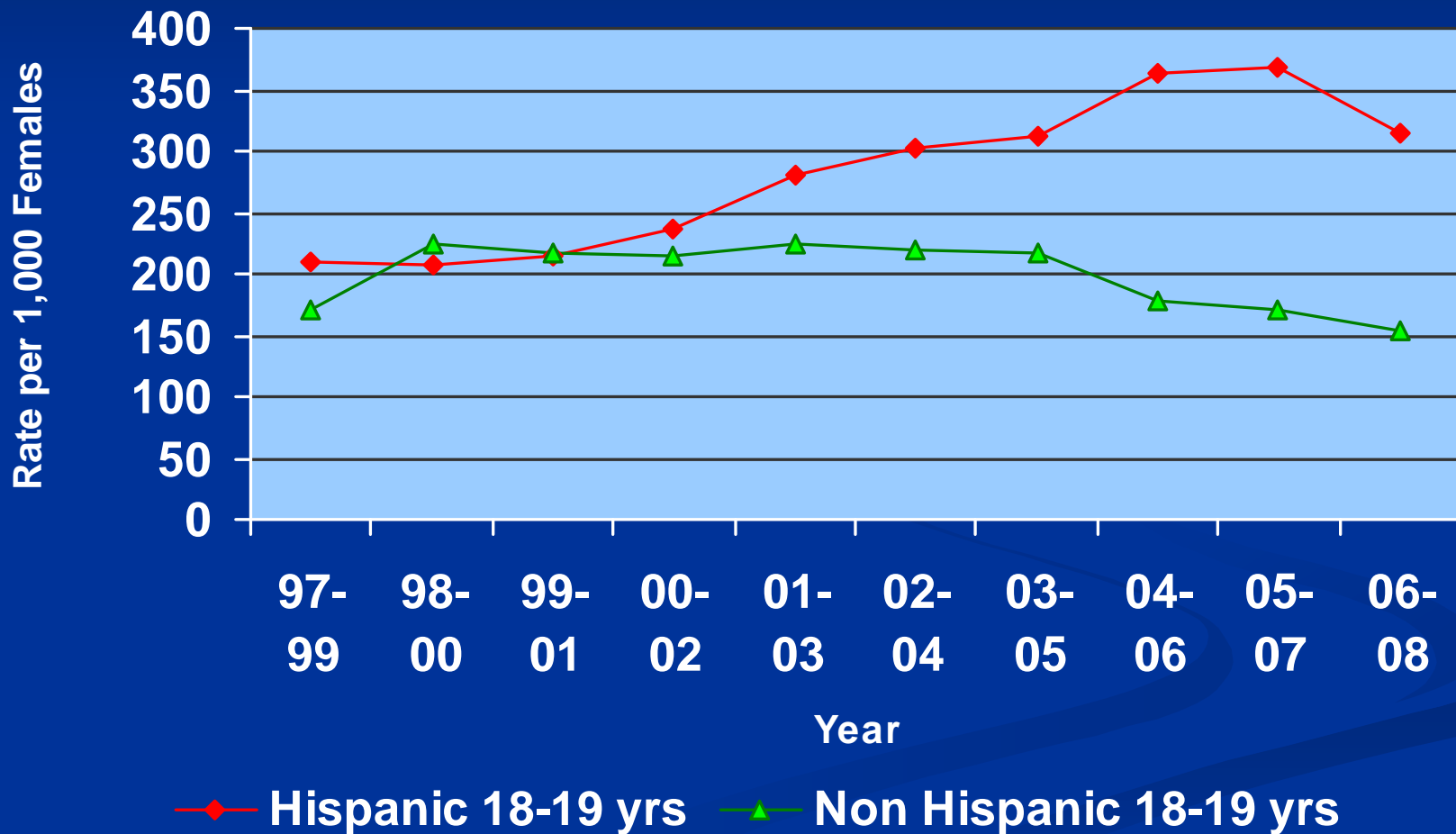
# 3 Year Rolling Average of Teen Pregnancy, by Race of Mother: Alexandria 1999-2008



# 3 Year Rolling Average Pregnancy Rates by Ethnicity of Mother: **Ages 15-17 yrs**



# 3 Year Rolling Average Pregnancy Rates by Ethnicity of Mother: Ages 18-19 yrs



# Summary

Data on teen pregnancy show that

- From 2007 to 2008, the teenage pregnancy rate decreased slightly in Alexandria.
- Overall, in the 10 year period from 1999 to 2008, the teenage pregnancy rate has decreased in Alexandria
- Among Hispanic teens aged 15-17 and 18-19, rolling averages of pregnancy rates show a decreasing trend from 2005 to 2008.

# References

- VDH Vital Statistics Reports, 2005 - 2009
- VDH Health Equity Reports, 2006 - 2008